




Item No. \_\_\_\_\_  
 Project \_\_\_\_\_  
 Quantity \_\_\_\_\_

**Electric, 12" Clamshell® Griddle Hood**

**Model: CSE12A**



*Three (3) CSE12A Clamshells  
 mounted on a model 236T Griddle*

**CONSTRUCTION FEATURES**

- Stainless steel, hinged, spring assisted upper broiler
- Mounted to full [griddle] width mounting bracket [See Table]
- Two sheathed steel infrared heating elements

**PERFORMANCE FEATURES**

- Two-sided cooking reduces cook times and increases production
- 1400°F infrared heating rapidly browns, seals in juices and speeds cooking
- 1-1/2" clearance from griddle handles variations in product thickness
- Modular 12" design allows customizing of 24"-72" griddles, to operator need
- Full width mounting bracket allows hood placement flexibility

**CONTROL PACKAGE**

- Instant-ON when Clamshell® is lowered
- Goes to STANDBY when hood is lifted
- Power ON-OFF toggle switch mounted on control panel

**TWO-SIDED COOKING ORDERING GUIDE**

Your Griddle Width	Number of Clamshells	Mounting Bracket [Required]
24"	1 - 2	CSE12AMG-24
36"	1 - 3	CSE12AMG-36
48"	1 - 4	CSE12AMG-48
60"	1 - 5	CSE12AMG-60
72"	1 - 6	CSE12AMG-72

**SHORT/BID SPECIFICATION**

Upper cooking unit[s] shall be \_\_\_\_\_ ea. [Specify quantity] LANG Manufacturing Model CSE12A 12" wide, electric heated Clamshell® Hood[s]; to be bracket mounted on \_\_\_\_\_ wide [specify: 24", 36", 48", 60" or 72"] gas or electric griddle; with steel sheathed infrared heating elements, mounted in stainless steel hood, which is hinged to mounting bracket and spring assisted; auto-ON when unit is lowered; an adjustable 1.5 - 3" gap from the griddle surface and all the features listed.

**STANDARD PRODUCT WARRANTY**

One year, parts & labor



Sheet No. LSP-CS1 (rev. 02/09)

# Electric, 12" Clamshell® Griddle Hood

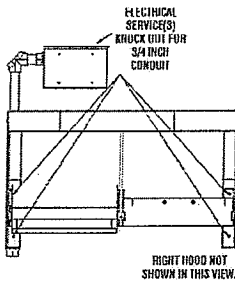
# Model: CSE12A

## INSTALLATION REQUIREMENTS

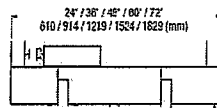
- Must be mounted to specific Lang gas or electric griddle
- Griddle Mounting Bracket Required. See OPTIONS
- Ⓢ 208V or 240V, single-phase power connection

## MOUNTING BRACKET [Required]

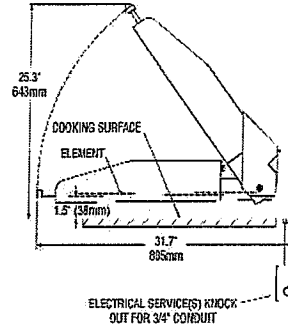
- CSE12AMG-24 Mounting Bracket for 24" Griddle
- CSE12AMG-36 Mounting Bracket for 36" Griddle
- CSE12AMG-48 Mounting Bracket for 48" Griddle
- CSE12AMG-60 Mounting Bracket for 60" Griddle
- CSE12AMG-72 Mounting Bracket for 72" Griddle



[Front View/Elevation]



[Top View/Plan]



[Right Side View]

For Griddle Width (inches)	H x W x D (Not including griddle) 724mm x 610mm x 805mm	Maximum Hoods	Hood Weight (ea.)		Hood Freight Class*	Bridge Weight (ea.)		Bridge Freight Class*	Hood Hoods-Connect
			Actual	Shipping		Actual	Shipping		
24	28.5" x 24.0" x 31.7" 724mm x 610mm x 805mm	2	39 lbs. 18 kg	45 lbs. 20 kg	85	17.9 lbs. 8 kg	32.9 lbs. 15 kg	85	1
36	28.5" x 36.0" x 31.7" 724mm x 914mm x 805mm	3	39 lbs. 18 kg	45 lbs. 20 kg	85	22.2 lbs. 10 kg	37.2 lbs. 17 kg	85	1 or 2**
48	28.5" x 48.0" x 31.7" 724mm x 1219mm x 805mm	4	39 lbs. 18 kg	45 lbs. 20 kg	85	26.9 lbs. 12 kg	41.9 lbs. 19 kg	85	1 or 2**
60	28.5" x 60.0" x 31.7" 724mm x 1524mm x 805mm	5	39 lbs. 18 kg	45 lbs. 20 kg	85	31.4 lbs. 14 kg	46.4 lbs. 21 kg	85	1 or 2**
72	28.5" x 72.0" x 31.7" 724mm x 1829mm x 805mm	6	39 lbs. 18 kg	45 lbs. 20 kg	85	35.9 lbs. 16 kg	50.9 lbs. 23 kg	85	1, 2 or 3**

\*Hoods are factory installed over griddle, freight class is 65 for gas griddle and 85 for electric griddle. Refer to griddle specification for additional griddle weight.  
 \*\*Maximum of 2 hoods per service connection.

Model: CSE12A	Electrical Requirements			
	Voltage	kW Per Phase	Total kW	1 Phase
1 Hood Each	208VAC/60Hz	3.2	3.2	15.4A
1 Hood Each	240VAC/60Hz	3.2	3.2	13.3A
2 Hoods Each	208VAC/60Hz	6.4	6.4	30.8A
2 Hoods Each	240VAC/60Hz	6.4	6.4	26.7A

## CAD SYMBOLS & PRICING



AutoQuotes

Due to continuous improvements, specifications subject to change without notice.



Sheet No. LSP-CS1 (rev. 02/09)

LANG MANUFACTURING - A DIVISION OF STAR MANUFACTURING INT'L, INC. • 10 SUNNEN DR. ST. LOUIS, MO 63143  
 TOLL FREE: 800.264-7827 • FAX: 314-781-3636 • www.langworld.com